

User's Manual

Model 735371
AQ6370 Viewer
Installation Manual

This user's manual provides instructions on installing and running AQ6360/AQ6370/AQ6370B/AQ6370C/AQ6370D/AQ6373/AQ6373B/AQ6374/AQ6375/AQ6375B/AQ6376/AQ6377/OSA Viewer. For correct operation, please read this manual thoroughly before use. After reading this manual, keep it in a convenient location for quick reference in the event a question arises.



Contents of the Package

The following items are included in the package. If some items are missing or otherwise inconsistent with the contents description, please contact your dealer or nearest Yokogawa representative.

- **CD-ROM**
The following items are included on the CD-ROM.
 - AQ6360 Viewer (software for AQ6360, included with CD-ROM Edition 14 or later)
 - AQ6370 Viewer (software for AQ6370)
 - AQ6370B Viewer (software for AQ6370B, included with CD-ROM Edition 5 or later)
 - AQ6370C Viewer (software for AQ6370C, included with CD-ROM Edition 7 or later)
 - AQ6370D Viewer (software for AQ6370C, included with CD-ROM Edition 9 or later)
 - AQ6373 Viewer (software for AQ6373, included with CD-ROM Edition 6 or later)
 - AQ6373B Viewer (software for AQ6373B, included with CD-ROM Edition 10 or later)
 - AQ6374 Viewer (software for AQ6374, included with CD-ROM Edition 13 or later)
 - AQ6375/AQ6375B/AQ6376 Viewer (software for AQ6375, included with CD-ROM Edition 12 or later) * The conventional AQ6375 Viewer has been consolidated in the above Viewer.
 - AQ6377 Viewer (software for AQ6377, included with CD-ROM Edition 18 or later)
 - OSA Viewer (software for OSA, included with CD-ROM Edition 14 or later)
 - AQ6370 Firmware Updater
The updater is used when the AQ6370 firmware version is older than R02.01.
 - AQ6370 Viewer User's Manual
- **License Label, 1**
The license code printed on this label must be entered when launching the program.
- **AQ6370 Viewer Installation Manual (IM 735371-02E, this manual)**

Software License Agreement

Please read the following license agreement. You must agree to the terms and conditions of the agreement before installing the software.

Terms and Conditions of the Software License

Yokogawa Electric Corporation and Yokogawa Test & Measurement, Japanese corporations (hereinafter called "Yokogawa"), grants permission to use this Yokogawa Software Program (hereinafter called the "Licensed Software") to the Licensee on the conditions that the Licensee agrees to the terms and conditions stipulated in Article 1 hereof.
You, as the Licensee (hereinafter called "Licensee"), shall agree to the following terms and conditions for the software license (hereinafter called the "Agreement") based on the use intended for the Licensed Software.
Please note that Yokogawa grants the Licensee permission to use the Licensed Software under the terms and conditions herein and in no event shall Yokogawa intend to sell or transfer the Licensed Software to the Licensee.
Licensed Software Name: AQ6370 Viewer
Number of Client License: 1

Article 1 (Scope Covered by these Terms and Conditions)

- 1.1 The terms and conditions stipulated herein shall be applied to any Licensee who purchases the Licensed Software on the condition that the Licensee consents to agree to the terms and conditions stipulated herein.
- 1.2 The "Licensed Software" herein shall mean and include all applicable programs and documentation, without limitation, all proprietary technology, algorithms, and know-how such as a factor, invariant or process contained therein.

Article 2 (Grant of License)

- 2.1 Yokogawa grants the Licensee, for the purpose of single use, non-exclusive and non-transferable license of the Licensed Software with the license fee separately agreed upon by both parties. Yokogawa allows the Licensee to install only one instance of the software for use on one device, whether that device is physical or virtual. If the Licensee want to use the software on more than one virtual device, the Licensee must obtain a separate Licensed Software for each instance.
- 2.2 The Licensee is, unless otherwise agreed in writing by Yokogawa, not entitled to copy, change, sell, distribute, transfer, or sublicense the Licensed Software.
- 2.3 The Licensed Software shall not be copied in whole or in part except for keeping one (1) copy for back-up purposes. The Licensee shall secure or supervise the copy of the Licensed Software by the Licensee itself with great, strict, and due care.
- 2.4 In no event shall the Licensee dump, reverse assemble, reverse compile, or reverse engineer the Licensed Software so that the Licensee may translate the Licensed Software into other programs or change it into a man-readable form from the source code of the Licensed Software. Unless otherwise separately agreed by Yokogawa, Yokogawa shall not provide the Licensee the source code for the Licensed Software.
- 2.5 The Licensed Software and its related documentation shall be the proprietary property or trade secret of Yokogawa or a third party which grants Yokogawa the rights. In no event shall the Licensee be transferred, leased, sublicensed, or assigned any rights relating to the Licensed Software.
- 2.6 Yokogawa may use or add copy protection in or onto the Licensed Software. In no event shall the Licensee remove or attempt to remove such copy protection.
- 2.7 The Licensed Software may include a software program licensed for re-use by a third party (hereinafter called "Third Party Software", which may include any software program from affiliates of Yokogawa made or coded by themselves.) In the case that Yokogawa is granted permission to sublicense to third parties by any licensors (sub-licensor) of the Third Party Software pursuant to different terms and conditions than those stipulated in this Agreement, the Licensee shall observe such terms and conditions of which Yokogawa notifies the Licensee in writing separately.
- 2.8 Yokogawa software products may contain open source software (hereafter referred to as OSS). For the OSS, terms and conditions provided separately apply with higher precedence than those of this agreement.

Article 3 (Restriction of Specific Use)

- 3.1 The Licensed Software shall not be intended specifically to be designed, developed, constructed, manufactured, distributed or maintained for the purpose of the following events:
 - a) Operation of any aviation, vessel, or support of those operations from the ground,;
 - b) Operation of nuclear products and/or facilities,;
 - c) Operation of nuclear weapons and/or chemical weapons and/or biological weapons; or
 - d) Operation of medical instrumentation directly utilized for humankind or the human body.
- 3.2 Even if the Licensee uses the Licensed Software for the purposes in the preceding Paragraph 3.1, Yokogawa has no liability to or responsibility for any demand or damage arising out of the use or operations of the Licensed Software, and the Licensee agrees, on its own responsibility, to solve

and settle the claims and damages and to defend, indemnify or hold Yokogawa totally harmless, from or against any liabilities, losses, damages and expenses (including fees for recalling the Products and reasonable attorney's fees and court costs), or claims arising out of and related to the above-said claims and damages.

Article 4 (Warranty)

- 4.1 The Licensee shall agree that the Licensed Software shall be provided to the Licensee on an "as is" basis when delivered. If defect(s), such as damage to the medium of the Licensed Software, attributable to Yokogawa is found, Yokogawa agrees to replace, free of charge, any Licensed Software on condition that the defective Licensed Software shall be returned to Yokogawa's specified authorized service facility within seven (7) days after opening the Package at the Licensee's expense. As the Licensed Software is provided to the Licensee on an "as is" basis when delivered, in no event shall Yokogawa warrant that any information on or in the Licensed Software, including without limitation, data on computer programs and program listings, be completely accurate, correct, reliable, or the most updated.
- 4.2 Notwithstanding the preceding Paragraph 4.1, when third party software is included in the Licensed Software, the warranty period and terms and conditions that apply shall be those established by the provider of the third party software.
- 4.3 When Yokogawa decides in its own judgement that it is necessary, Yokogawa may from time to time provide the Licensee with Revision upgrades and Version upgrades separately specified by Yokogawa (hereinafter called "Updates").
- 4.4 Notwithstanding the preceding Paragraph 4.3, in no event shall Yokogawa provide Updates where the Licensee or any third party conducted renovation or improvement of the Licensed Software.
- 4.5 THE FOREGOING WARRANTIES ARE EXCLUSIVE AND IN LIEU OF ALL OTHER WARRANTIES OF QUALITY AND PERFORMANCE, WRITTEN, ORAL, OR IMPLIED, AND ALL OTHER WARRANTIES INCLUDING ANY IMPLIED WARRANTIES OF MERCHANTABILITY OR FITNESS FOR A PARTICULAR PURPOSE ARE HEREBY DISCLAIMED BY YOKOGAWA AND ALL THIRD PARTIES LICENSING THIRD PARTY SOFTWARE TO YOKOGAWA.
- 4.6 Correction of nonconformity in the manner and for the period of time provided above shall be the Licensee's sole and exclusive remedy for any failure of Yokogawa to comply with its obligations and shall constitute fulfillment of all liabilities of Yokogawa and any third party licensing the Third Party Software to Yokogawa (including any liability for direct, indirect, special, incidental or consequential damages) whether in warranty, contract, tort (including negligence but excluding willful conduct or gross negligence by Yokogawa) or otherwise with respect to or arising out of the use of the Licensed Software.

Article 5 (Infringement)

- 5.1 If and when any third party should demand injunction, initiate a law suit, or demand compensation for damages against the Licensee under patent right (including utility model right, design patent, and trade mark), copy right, and any other rights relating to any of the Licensed Software, the Licensee shall notify Yokogawa in writing to that effect without delay.
- 5.2 In the case of the preceding Paragraph 5.1, the Licensee shall assign to Yokogawa all of the rights to defend the Licensee and to negotiate with the claiming party. Furthermore, the Licensee shall provide Yokogawa with necessary information or any other assistance for Yokogawa's defense and negotiation. If and when such a claim should be attributable to Yokogawa, subject to the written notice to Yokogawa stated in the preceding Paragraph 5.1, Yokogawa shall defend the Licensee and negotiate with the claiming party at Yokogawa's cost and expense and be responsible for the final settlement or judgment granted to the claiming party in the preceding Paragraph 5.1.
- 5.3 When any assertion or allegation of the infringement of the third party's rights defined in Paragraph 5.1 is made, or when at Yokogawa's judgment there is possibility of such assertion or allegation, Yokogawa will, at its own discretion, take any of the following countermeasures at Yokogawa's cost and expense.
 - a) To acquire the necessary right from a third party which has lawful ownership of the right so that the Licensee will be able to continue to use the Licensed Software;
 - b) To replace the Licensed Software with an alternative one which avoids the infringement; or
 - c) To remodel the Licensed Software so that the Licensed Software can avoid the infringement of such third party's right.
- 5.4 If and when Yokogawa fails to take either of the countermeasures as set forth in the preceding subparagraphs of Paragraph 5.3, Yokogawa shall indemnify the Licensee only by paying back the price amount of the Licensed Software which Yokogawa has received from the Licensee. THE FOREGOING PARAGRAPHS STATE THE ENTIRE LIABILITY OF YOKOGAWA AND ANY THIRD PARTY LICENSING THIRD PARTY SOFTWARE TO YOKOGAWA WITH RESPECT TO INFRINGEMENT OF THE INTELLECTUAL PROPERTY RIGHTS INCLUDING BUT NOT LIMITED TO, PATENT AND COPYRIGHT.
- 5.5 Regardless of this article, the terms and conditions provided separately apply to demands for compensation or the like arising from the use of the Third-Party Software or OSS.

Article 6 (Liabilities)

- 6.1 If and when the Licensee should incur any damage relating to or arising out of the Licensed Software or service that Yokogawa has provided to the Licensee under the conditions herein due to a reason attributable to Yokogawa, Yokogawa shall take actions in accordance with this Agreement. However, in no event shall Yokogawa be liable or responsible for any special, incidental, consequential and/or indirect damage, whether in contract, warranty, tort, negligence, strict liability, or otherwise, including, without limitation, loss of operational profit or revenue, loss of use of the Licensed Software, or any associated products or equipment, cost of capital, loss or cost of interruption of the Licensee's business, substitute equipment, facilities or services, downtime costs, delays, and loss of business information, or claims of customers of Licensee or other third parties for such or other damages. Even if Yokogawa is liable or responsible for the damages attributable to Yokogawa and to the extent of this Article 6, Yokogawa's liability for the Licensee's damage shall not exceed the price amount of the Licensed Software or service fee which Yokogawa has received. Please note that Yokogawa shall be released or discharged from part or all of the liability under this Agreement if the Licensee modifies, remodels, combines with other software or products, or causes any deviation from the basic specifications or functional specifications, without Yokogawa's prior written consent.
- 6.2 All causes of action against Yokogawa arising out of or relating to this Agreement or the performance or breach hereof shall expire unless Yokogawa is notified of the claim within one (1) year of its occurrence.
- 6.3 In no event, regardless of cause, shall Yokogawa assume responsibility for or be liable for penalties or penalty clauses in any contracts between the Licensee and its customers.

Article 7 (Limit of Export)

Unless otherwise agreed by Yokogawa, the Licensee shall not directly or indirectly export or transfer the Licensed Software to any countries other than those where Yokogawa permits export in advance.

Article 8 (Term)

This Agreement shall become effective on the date when the Licensee receives the Licensed Software and continues in effect unless or until terminated as provided herein, or the Licensee ceases using the Licensed Software by itself or with Yokogawa's thirty (30) days prior written notice to the Licensee.

Article 9 (Injunction for Use)

During the term of this Agreement, Yokogawa may, at its own discretion, demand injunction against the Licensee in case that Yokogawa deems that the Licensed Software is used improperly or under severer environments other than those where Yokogawa has first approved, or any other condition which Yokogawa may not permit.

Article 10 (Termination)

Yokogawa, at its sole discretion, may terminate this Agreement without any notice or reminder to the Licensee if the Licensee violates or fails to perform this Agreement. However, Articles 5, 6, and 11 shall survive even after the termination.

Article 11 (Jurisdiction)

Any dispute, controversies, or differences between the parties hereto as to interpretation or execution of this Agreement shall be resolved amicably through negotiation between the parties upon the basis of mutual trust. Should the parties fail to agree within ninety (90) days after notice from one of the parties to the other, both parties hereby irrevocably submit to the exclusive jurisdiction of the Tokyo District Court (main office) in Japan for settlement of the dispute.

Article 12 (Governing Law)

This Agreement shall be governed by and construed in accordance with the laws of Japan. The Licensee expressly agrees to waive absolutely and irrevocably and to the fullest extent permissible under applicable law any rights against the laws of Japan which it may have pursuant to the Licensee's local law.

Article 13 (Severability)

In the event that any provision hereof is declared or found to be illegal by any court or tribunal of competent jurisdiction, such provision shall be null and void with respect to the jurisdiction of that court or tribunal and all the remaining provisions hereof shall remain in full force and effect.

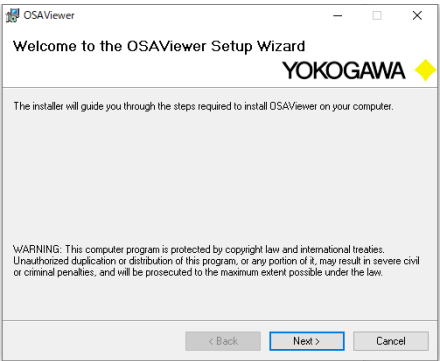
Article 14 (Change in Agreement)

The contents of this contract, contents of this product, specifications of the licensed software, related support and other related services can be changed at Yokogawa's discretion.

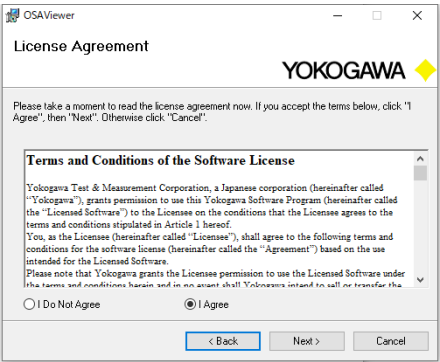
Installing Viewer

- The CD contains seven different Viewer programs.
- Run the setup program below corresponding to the viewer program you wish to install.
- To install AQ6360 Viewer: AQ6360 Viewer
 - To install AQ6370 Viewer: AQ6370 Viewer
 - To install AQ6370B Viewer: AQ6370B Viewer
 - To install AQ6370C Viewer: AQ6370C Viewer
 - To install AQ6370D Viewer: AQ6370D Viewer
 - To install AQ6373 Viewer: AQ6373 Viewer
 - To install AQ6373B Viewer: AQ6373B Viewer
 - To install AQ6374 Viewer: AQ6374 Viewer
 - To install AQ6375/AQ6375B/AQ6376 Viewer: AQ6375&76 Viewer
 - To install AQ6377 Viewer: AQ6377 Viewer
 - To install OSA Viewer: OSA Viewer
- To use the AQ6380/AQ6370E/AQ6373E/AQ6374E/AQ6375E/AQ6376E Viewer software, install the OSA Viewer. You can start the AQ6380/AQ6370E/AQ6373E/AQ6374E/AQ6375E/AQ6376E Viewer software from the Viewer Select Menu of the OSA Viewer.

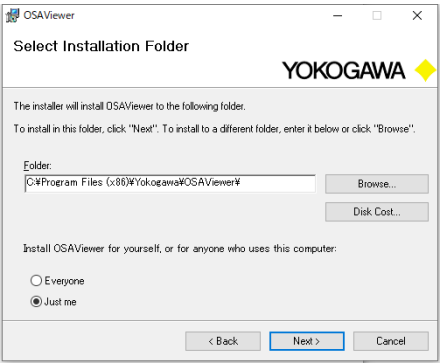
- The procedure below is for installing the software program on Windows 10. OSA Viewer is used for this example. For AQ6370/AQ6370B/AQ6370C/AQ6370D/AQ6373/AQ6373B/AQ6374/AQ6375/AQ6375B/AQ6376 Viewer, substitute “AQ6360/AQ6370B/AQ6370C/AQ6370D/AQ6373/AQ6373B/AQ6374/AQ6375/AQ6375B/AQ6376/AQ6377” wherever “OSA” appears.
1. Start Windows and log on. If OSA Viewer is already installed, uninstall it first.
 2. Load the disc into the CD-ROM drive. The install tool starts automatically.
 3. Select **OSA Viewer**, and click **Select**. Starts to prepare the installation.
 4. Press the **Next** button.



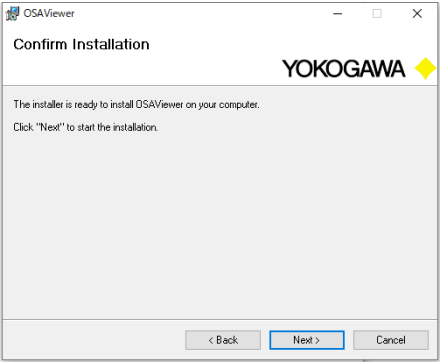
5. Read the license agreement carefully. If you agree to the terms, click the **I Agree** option button and then click **Next**.



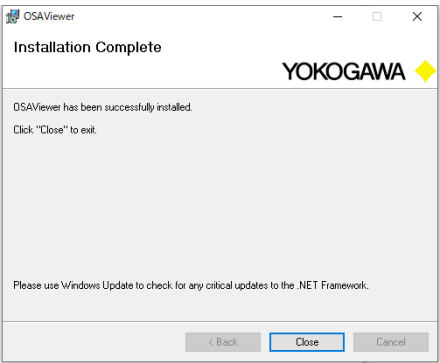
6. Select the installation destination drive and folder, and click **Next**. The installation destination setup screen shown below opens. The default installation destination is C:\Program Files\Yokogawa\.



7. In the installation destination confirmation screen, click **Next**. The software installation starts. A progress bar is shown in the screen while the installation is in progress.



8. Click **Close** to finish the installation. Yokogawa > OSA Viewer is added to Programs in the Start menu in the task bar, and a OSA Viewer shortcut icon is created on the desktop.



Starting the Software Program

An AQ6370 Viewer screen is used for this example.

On the task bar, click the Start button, point to **Programs > Yokogawa > AQ6370 Viewer (AQ6360/AQ6370B Viewer/AQ6370C Viewer/AQ6370D Viewer/AQ6373 Viewer/AQ6373B Viewer/AQ6374 Viewer/AQ6375&76 Viewer/OSA Viewer/AQ6377 Viewer)** or double-click the each Viewer shortcut icon.


When the program starts, the main windows shown below opens. The window shows the contents of the window that was shown when the program was closed the last time.

Software other than OSA Viewer

Immediately after you start the software, the window that was shown immediately before the software was closed the last time appears.



OSA Viewer



Viewer Software

During the trial period before license activation, an icon is displayed next to the button. Click this icon to view the license status. If the trial period expires, activate the license according to the procedure provided later.

Trial period in effect Icon display

Emulator(Trial Version) ⓘ

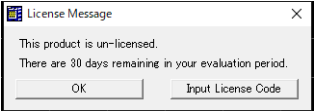
Trial period expired

Emulator(Expired) ⓘ

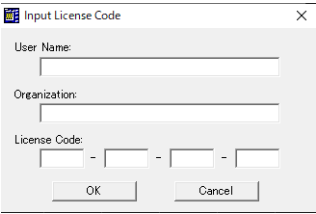
License Authentication

When the program is started for the first time, a license authentication dialog box opens as shown below.

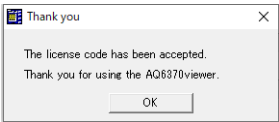
On OSA Viewer, the dialog box appears when you start the software.



In the License Message dialog box, click **Input License Code**. In the Input License Code dialog box that opens, type the user name, organization (optional), and license code. The license code is indicated on the accompanying CD case or the license sheet.



When the license is authenticated, the message below appears. Click **OK** to show the main window.



Note

If the license code is not correct, an error message appears. If this happens, click **OK** and retype the license code again in the Input License Code dialog box.

Closing the Software Program

On the **File** menu, choose **Exit**.

Firmware Update

Main unit firmware updates are sometimes required with the AQ6370/AQ6380. With the AQ6360/AQ6370B/AQ6370C/AQ6370D/AQ6370E/AQ6373/AQ6373B/AQ6373E/AQ6374/AQ6374E/AQ6375/AQ6375B/AQ6375E/AQ6376/AQ6376E/AQ6377, updates are not required. Connection can be made regardless of the version.

AQ6370s required updates

If the firmware version is older than R02.01, update the firmware using the AQ6370 Firmware Updater in the UPDATE folder (\UPDATE\AQ6370) on the accompanying CD-ROM.

The AQ6370s that can be connected in Remote Control mode and File Transfer mode are those with firmware version R02.01 or later.

If the firmware version of the AQ6370 is already R02.01 or later, do not update the firmware.

Update Procedure

1. Place the enclosed CD-ROM in the drive in the PC, and insert the USB memory into one of the PC's USB ports.
2. Copy the UPDATE folder from the CD-ROM to the USB memory.
3. Insert the USB memory into a USB port on the AQ6370.
4. Update the firmware according to the instructions in section 10.1, "Updating the Firmware" in user's manual IM 735301-01E for the AQ6370 Optical Spectrum Analyzer.

AQ6380s required updates

If the firmware version is older than R01.01, update the firmware using the AQ6380 Firmware Updater in the UPDATE folder (UPDATEFILE\AQ6380) on the accompanying CD-ROM.

The AQ6380s that can be connected in Remote Control mode and File Transfer mode are those with firmware version R01.02 or later.

Update Procedure

1. Place the enclosed CD-ROM in the drive in the PC, and insert the USB memory into one of the PC's USB ports.
2. Copy the UPDATE folder from the CD-ROM to the USB memory.
3. Insert the USB memory into a USB port on the AQ6380.
4. Update the firmware according to the instructions in section 5.3, "Updating the Firmware" in user's manual IM AQ6380-02EN for the AQ6380 Optical Spectrum Analyzer.